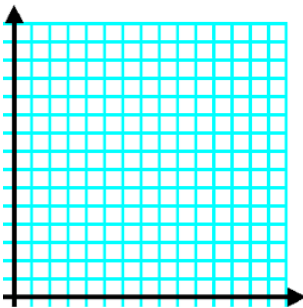
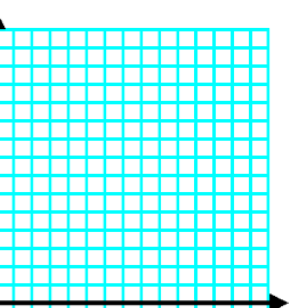
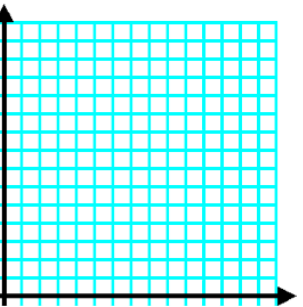


Pattern	Draw the 4th pattern	Complete Table	Write an Equation	Graph																				
b(x)		<table border="1"> <thead> <tr> <th>x</th> <th>y</th> </tr> </thead> <tbody> <tr><td>0</td><td></td></tr> <tr><td>1</td><td></td></tr> <tr><td>2</td><td></td></tr> <tr><td>3</td><td></td></tr> <tr><td>4</td><td></td></tr> <tr><td>5</td><td></td></tr> <tr><td>20</td><td></td></tr> <tr><td>21.5</td><td></td></tr> <tr><td>x</td><td></td></tr> </tbody> </table>	x	y	0		1		2		3		4		5		20		21.5		x		x: y: Equation:	
x	y																							
0																								
1																								
2																								
3																								
4																								
5																								
20																								
21.5																								
x																								
c(x)		<table border="1"> <thead> <tr> <th>x</th> <th>y</th> </tr> </thead> <tbody> <tr><td>0</td><td></td></tr> <tr><td>1</td><td></td></tr> <tr><td>2</td><td></td></tr> <tr><td>3</td><td></td></tr> <tr><td>4</td><td></td></tr> <tr><td>5</td><td></td></tr> <tr><td>20</td><td></td></tr> <tr><td>21.5</td><td></td></tr> <tr><td>x</td><td></td></tr> </tbody> </table>	x	y	0		1		2		3		4		5		20		21.5		x		x: y: Equation:	
x	y																							
0																								
1																								
2																								
3																								
4																								
5																								
20																								
21.5																								
x																								
d(x)		<table border="1"> <thead> <tr> <th>x</th> <th>y</th> </tr> </thead> <tbody> <tr><td>0</td><td></td></tr> <tr><td>1</td><td></td></tr> <tr><td>2</td><td></td></tr> <tr><td>3</td><td></td></tr> <tr><td>4</td><td></td></tr> <tr><td>5</td><td></td></tr> <tr><td>20</td><td></td></tr> <tr><td>21.5</td><td></td></tr> <tr><td>x</td><td></td></tr> </tbody> </table>	x	y	0		1		2		3		4		5		20		21.5		x		x: y: Equation:	
x	y																							
0																								
1																								
2																								
3																								
4																								
5																								
20																								
21.5																								
x																								

$b(x)$


Figure 1



Figure 2



Figure 3



$$c(x)$$

Figure 1



Figure 2



Figure 3



$d(x)$

Figure 1




Figure 2

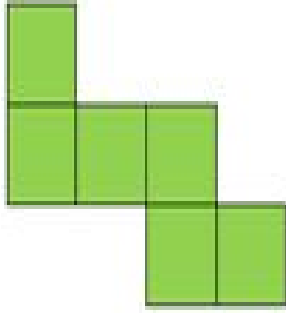


Figure 3

